

Date: 05.05.2015

To,

BSE Limited
P.J. Towers, Dalal Street
Mumbai-400001

Dear Sir/ Madam,

Sub: Revised shareholding Pattern for the quarter ended 31.03.2015.

Ref.: BSE Mail dated 04.05.2015

With reference to the subject cited, please find enclosed the revised shareholding pattern for the quarter ended 31.03.2015.

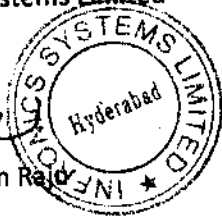
We request the Exchange to kindly take the same on the records.

Thanking you.

Yours faithfully,
For Infronics Systems Limited



M. Madhusudan Rao
Director
(DIN: 00471678)



Encl: As above


Infronics Systems Limited

Regd. Off: Plot No: 16, Srilal Realty Layout, Bachu Pally Road, Miyapur, Hyderabad - 500 049., A.P., India.

Phone: +91-40-31902399 Fax: +91-40-30995261.


Introductory sub-table (i)(a)

Name of the Company: INFRONICS SYSTEMS LIMITED			
Scrip Code, Name of the scrip, class of security: 590118, INFRONICS, EQUITY			
Quarter ended: 31.03.2015			
Partly paid-up shares:-			
	No. of partly paid-up shares	As a % of total no. of partly paid-up shares	As a % of total no. of shares of the company
Held by promoter/promoter group	0	0	0
Held by public	0	0	0
Total	0	0	0
Outstanding convertible securities:-			
	No. of outstanding securities	As a % of total no. of outstanding convertible securities	As a % of total no. of shares of the company, assuming full conversion of the convertible securities
Held by promoter/promoter group	0	0	0
Held by public	0	0	0
Total	0	0	0
Warrants:-			
	No. of warrants	As a % of total no. of warrants	As a % of total no. of shares of the company, assuming full conversion of warrants
Held by promoter/promoter group	0	0	0
Held by public	0	0	0
Total	0	0	0
Total paid-up capital of the company, assuming full conversion of warrants and convertible securities	15852923		100

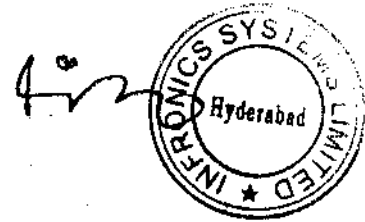


Statement Showing Shareholding Pattern


Category code	Category of Shareholder	Number of Shareholders	Total number of shares	Number of shares held in dematerialized form	Total shareholding as a percentage of total number of shares		Shares Pledged or otherwise encumbered	
					As a percentage of (A+B) ¹	As a percentage of (A+B+C)	Number of shares	As a percentage
(I)	(II)	(III)	(IV)	(V)	(VI)	(VII)	(VIII)	(IX) = (VIII)/(IV)*100
(A)	Shareholding of Promoter and Promoter							
1	Indian							
(a)	Individuals/ Hindu Undivided Family	5	4140985	4140985	26.12	26.12	1400000	33.81
(b)	Central Government/ State Government(s)	0	0	0	0.00	0.00	0	0.00
(c)	Bodies Corporate	0	0	0	0.00	0.00	0	0.00
(d)	Financial Institutions/ Banks	0	0	0	0.00	0.00	0	0.00
(e)	Any Others(Specfy)							
	Sub Total(A)(1)	5	4140985	4140985	26.12	26.12	1400000	33.81
2	Foreign							
a	Individuals (Non-Residents Individuals/ Foreign Individuals)	0	0	0	0.00	0.00	0	0.00
b	Bodies Corporate	0	0	0	0.00	0.00	0	0.00
c	Institutions	0	0	0	0.00	0.00	0	0.00
d	Qualified Foreign Investor	0	0	0	0.00	0.00	0	0.00
e	Any Others(Specfy)	0	0	0	0.00	0.00	0	0.00
e-I								
e-II								
	Sub Total(A)(2)	0	0	0	0.00	0.00	0	0.00
	Total Shareholding of Promoter and Promoter Group (A)= (A)(1)+(A)(2)	5	4140985	4140985	26.12	26.12	1400000	33.81
(B)	Public shareholding							
1	Institutions							
(a)	Mutual Funds/ UTI	0	0	0	0.00	0.00	0	0.00
(b)	Financial Institutions/ Banks	0	0	0	0.00	0.00	0	0.00
(c)	Central Government/ State Government(s)	0	0	0	0.00	0.00	0	0.00
(d)	Venture Capital Funds	0	0	0	0.00	0.00	0	0.00
(e)	Insurance Companies	0	0	0	0.00	0.00	0	0.00
(f)	Foreign Institutional Investors	0	0	0	0.00	0.00	0	0.00
(g)	Foreign Venture Capital Investors	0	0	0	0.00	0.00	0	0.00
(h)	Qualified Foreign Investor	0	0	0	0.00	0.00	0	0.00
(i)	Any Other (specfy)	0	0	0	0.00	0.00	0	0.00
(i-I)								
(i-II)								
	Sub-Total (B)(1)	0	0	0	0.00	0.00	0	0.00



B 2	Non-Institutions							
(a)	Bodies Corporate	12	454206	220873	2.86	2.86	0	0.00
(b)	Individuals							
I	i. Individual shareholders holding nominal share capital up to Rs 1 lakh	609	1141120	895632	7.1	7.1	0	0.00
II	ii. Individual shareholders holding nominal share capital in excess of Rs. 1 lakh.	53	8314382	8703741	58.85	58.85	0	0.00
(c)	Qualified Foreign Investor	0	0	0	0.00	0.00	0	0.00
(d)	Any Other (specify)							
(d-i)	Non Resident Individuals	4	750875	1925	4.73	4.73	0	0.00
(d-ii)	Employees	18	51220			0	0	0.00
(d-iii)	Clearing Members	1	135	135	0.00	0.00	0	0.00
	Sub-Total (B)(2)	697	11711938	7822206	73.88	73.88	0	0.00
(B)	Total Public Shareholding (B) = (B)(1)+(B)(2)	697	11711938	7822206	73.88	73.88	0	0.00
	TOTAL (A)+(B)	702	15852923	11963191	100.00	100.00	0	0.00
(C)	Shares held by Custodians and against which Depository Receipts have been issued							
1	Promoter and Promoter Group	0	0	0	0	0	0	0
2	Public	0	0	0	0	0	0	0
	Sub-Total (C)	0	0	0	0	0	0	0
	GRAND TOTAL (A)+(B)+(C)	702	15852923	11963191	100	100.00	1400000	8.83




Notes



(ixb) Statement showing holding of securities (including shares, warrants, convertible securities) of persons belonging to the category "Promoter and Promoter Group"


Sr.	Name of the shareholder	Details of Shares held		Encumbered shares (*)			Details of warrants		Details of convertible securities		Total shares (including underlying shares assuming full conversion of warrants and convertible securities) as a % of diluted share capital	
		Number of shares held	As a % of grand total (A)+(B)+(C)	No.	As a percentage	As a % of grand total (A)+(B)+(C) of sub-classes (I)(a)	Number of warrants held	As a % total number of warrants of the same class	Number of convertible securities held	As a % total number of convertible securities of the same class		
No.	(i)	(ii)	(iii)	(iv)	(v) = (v)/(iii) * 100	(vi)	(vii)	(viii)	(ix)	(x)	(xi)	(xii)
1	MADHUBUDAN RAJU MUDUNURU	1463330	9.23	1400000	95.67	3.83	0	0	0	0	0	9.23
2	VINDHYA MUDUNURU	1340350	8.45	0	0.00	0.00	0	0	0	0	0	8.45
3	K GOVARDHANA REDDY	816018	5.15	0	0.00	0.00	0	0	0	0	0	5.15
4	K VIJITHA	379509	2.39	0	0.00	0.00	0	0	0	0	0	2.39
5	D. SREEDHAR REDDY	141778	0.89	0	0.00	0.00	0	0	0	0	0	0.89
	TOTAL	4140985	26.12	1400000	33.81	3.83	0	0	0	0	0	26.12

(*) The term "encumbrance" has the same meaning as assigned to it in regulation 24(3) of the SAST Regulations, 2011




(1)(c)(i) Statement showing holding of securities (including shares, warrants, convertible securities) of persons belonging to the category "Public" and holding more than 1% of the total number of shares

Sr. No.	Name of the shareholder	Number of shares held	Shares as a percentage of total number of shares (i.e., Grand Total (A)+(B)+(C) indicated in Statement at para (1)(a) above)	Details of warrants		Details of convertible securities		Total shares (including underlying shares assuming full conversion of warrants and convertible securities) as a % of diluted share capital
				Number of warrants held	As a % total number of warrants of the same class	Number of convertible securities held	% w.r.t total number of convertible securities of the same class	
1	KANAKADURGA KALIDINDI	1800110	10.09	0	0	0	0	10.09
2	NAMBURI SURYANARAYANA RAJU	840000	5.93	0	0	0	0	5.93
3	MURALI KRISHNAM RAJU PENUMETSA	800000	5.05	0	0	0	0	5.05
4	KALIDANDI RAJAN RAJU	500000	3.15	0	0	0	0	3.15
5	RAMYA M	448950	2.83	0	0	0	0	2.83
6	K KRISHNAM RAJU	428231	2.7	0	0	0	0	2.70
7	G NEELIMA	400000	2.52	0	0	0	0	2.52
8	HARI KRISHNA REDDY KALLAM	349965	2.21	0	0	0	0	2.21
9	RAMESH ANNAMREDDY	300000	1.89	0	0	0	0	1.89
10	SADANAND ENGINEERING TECHNOLOGIES PVT LTD	233333	1.47	0	0	0	0	1.47
11	GURUJALA SUDHAKAR REDDY	230000	1.43	0	0	0	0	1.43
12	KONKEPUJI PRIYABANDHAVI	227027	1.43	0	0	0	0	1.43
13	PEDDI REDDY MADHAVI	228252	1.43	0	0	0	0	1.43
14	K SARADA VIJAYA KUMARI	200000	1.26	0	0	0	0	1.26
15	PADMAJA DEVI GURAJALA	200000	1.26	0	0	0	0	1.26
16	PREMSAGAR RAO KOKKIRALA	199392	1.26	0	0	0	0	1.26
17	JHANSI SANIVARAPU	194998	1.22	0	0	0	0	1.22
18	T KIRAN	182000	1.15	0	0	0	0	1.15
19	DANDU VENKATAPATHI RAJU	172787	1.09	0	0	0	0	1.09
20	UDAY CHARAN KOKKIRALA	169389	1.07	0	0	0	0	1.07
	Total:	8001504	50.47	0	0	0	0	50.47




(i)(c)(ii) Statement showing holding of securities (including shares, warrants, convertible securities) of persons (together with PAC) belonging to the category "Public" and holding more than 5% of the total number of shares of the company

Sr. No.	Name(s) of the shareholder(s) and the Persons Acting in Concert (PAC) with them	Number of shares	Shares as a percentage of total number of shares (i.e., Grand Total (A)+(B)+(C) Indicated in Statement at para (i)(a) above)	Details of warrants		Details of convertible securities		Total shares (including underlying shares assuming full conversion of warrants and convertible securities) as a % of diluted share capital
				Number of warrants	As a % total number of warrants of the same class	Number of convertible securities held	% w.r.t total number of convertible securities of the same class	
1	KANAKADURGA KALIDINDI	1600110	10.09	0	0	0	0	10.09
2	NAMBURI SURYANARAYANA RAJU	940000	5.93	0	0	0	0	5.93
3	MURALI KRISHNAM RAJU PENUMETSA	800000	5.05	0	0	0	0	5.05
	Total:	3340110	21.07	0	0	0	0	21.07




(i)(d) Statement showing details of locked-in shares

Sr. No.	Name of the shareholder	Number of locked-in shares	Locked-in shares as a percentage of total number of shares (i.e., Grand Total (A)+(B)+(C) indicated in Statement at para (i)(a) above)
1	NIL	0	0
TOTAL		0	0



(II)(a) Statement showing details of Depository Receipts (DRs)

Sr. No.	Type of outstanding DR (ADRs, GDRs, SDRs, etc.)	Number of outstanding DRs	Number of shares underlying outstanding DRs	Shares underlying outstanding DRs as a percentage of total number of shares (i.e., Grand Total (A)+(B)+(C) Indicated in Statement at para (I)(a) above)
1	Nil	0	0	0.00
TOTAL		0	0	0.00



(II)(b) Statement showing holding of Depository Receipts (DRs), where underlying shares held by "promoter/promoter group" are in excess of 1% of the total number of shares

Sr. No.	Name of the DR Holder	Type of outstanding DR (ADRs, GDRs, SDRs, etc.)	Number of shares underlying outstanding DRs	Shares underlying outstanding DRs as a percentage of total number of shares (I.e., Grand Total (A)+(B)+(C) indicated in Statement of para (IV(a) above)
1	Nil	0	0	0.00
TOTAL		0	0	0.00

